

Highlights

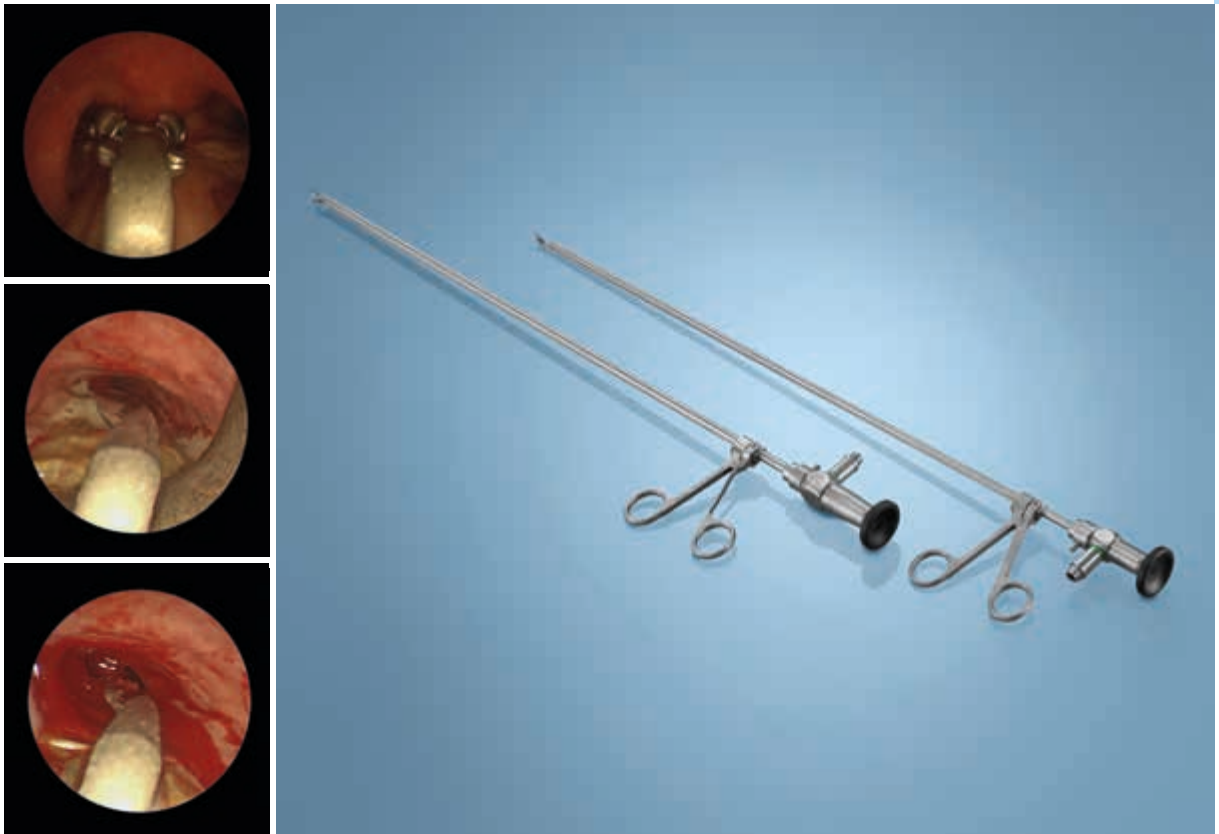
THOR 5 1.0 06/2018-E



Optical Forceps for Rigid Bronchoscopy

STORZ
KARL STORZ – ENDOSKOPE






Rigid bronchoscopy has been performed for more than 100 years, and in the course of this long history, considerable advancements have been made. The company KARL STORZ has played a major role in these developments and today offers extensive experience in this area.

The rigid technique has many advantages. It provides a better overview as well as optimal examination conditions since general anesthesia is required. Rigid bronchoscopy is generally the method of choice for foreign body removal and is absolutely essential for stopping major bleeding. In addition, flexible bronchoscopes can be inserted through the rigid tube as often as desired without causing unnecessary strain on the patient.

The KARL STORZ product range offers a large selection of rigid bronchoscopes as well as the matching instruments. This includes optical forceps. Six model series in various lengths and sizes cover a wide variety of applications. With biopsy, universal, stent, and peanut grasping forceps, a wide variety of procedures can be performed under view – in adults as well as in newborns and toddlers. With our new, patented sheath design and the modified handle with force limitation, KARL STORZ now offers an even more attractive product.



The sheath structure of all optical forceps has been completely revised and replaced by a keyhole-shaped tube. Due to the adapted design, the sheath now consists of only one continuous tube. This results in an optimized, easier cleaning process.

Special Features:

- Simplified cleaning due to new, patented design
 - ① Sheath made of one continuous tube
 - ② Cleaning adaptor for connecting to automated endoscope reprocessors
- Made of stainless steel



The handles of the existing optical forceps with spring-action handle have additionally been redesigned. This feature optimizes tactile feedback, for instance when grasping foreign bodies, and protects the jaw mechanics from fracture due to overload.

Special Features:

- Improved tactile feedback when grasping soft foreign bodies
- Force limitation to protect from jaw fracture

Optical Forceps for Rigid Bronchoscopy in Adults

For use with HOPKINS® telescopes with diameter 5.5 mm, length 50 cm (10320 AA/BA) and 0° and 30° directions of view.



To supplement bronchoscopy equipment, we recommend the following optical forceps:



10350 HF

Optical Forceps, alligator, for hard foreign bodies, large jaws, with force-limited handle, incl. cleaning adaptor



10350 L

Optical Forceps, for biopsy, spoon-shaped, round, cup diameter 4.3 mm, incl. cleaning adaptor



10350 ST

Optical Forceps, for the repositioning and removal of DUMON silicone stents or polymer, metal and hybrid stents, incl. cleaning adaptor

The range of optical forceps in the set can be supplemented with the following instruments:

- 10320 AA **HOPKINS® Straight Forward Telescope 0°**, diameter 5.5 mm, length 50 cm, **autoclavable**, fiber optic light transmission incorporated, color code: green
- 10318 BP **Universal Bronchoscope**, size 8.5, length 43 cm
- 10318 CP **Universal Bronchoscope**, size 7.5, length 43 cm
- 10320 SP **Telescope Guide Sheath**, for use with Bronchoscopes 10318 BP/CP/DP, 10318 ER/GL/FL and HOPKINS® Telescopes 10320 AA/BA

Adaptor

- 10101 HA **Prismatic Light Deflector, autoclavable**, with connection for fiber optic light cable
- 10314 BN **Rubber Telescope Guide**
- 10318 S **Instrument Guide**, for suction catheter
- 10924 D **Adaptor**, for respirator

Alternative Adaptor for Jet Ventilation:

- 10318 K **Injection Cannula**, for positive pressure assisted ventilation system, LUER-Lock, outer diameter 3.5 mm, for use with bronchoscope series 10318 and 10339

Cleaning / Sterilization

- 39501 ES **Wire Tray for Cleaning, Sterilization and Storage** of instruments and accessories for bronchoscopy and esophagoscopy

An overview of additional instruments and compatibilities can be found on pages 10-11.

For additional instruments for bronchoscopy in adults, please see the THORAX catalog.

Optical Forceps for Rigid Bronchoscopy in children

For use with HOPKINS® telescope with diameter 2.9 mm, length 36 cm (10324 AA) and 0° direction of view.



To supplement bronchoscopy equipment, we recommend the following optical forceps:



10378 HF

Optical Forceps, with alligator jaws, for the controlled grasping of hard foreign bodies, with force-limited handle, incl. cleaning adaptor



10378 CF

Optical Forceps, 2 x 2 teeth, for the controlled grasping of coins and flat foreign bodies, with force-limited handle, incl. cleaning adaptor



10378 KF

Optical Forceps, with KILLIAN bean jaws, for the controlled grasping of peanuts and soft foreign bodies, with force-limited handle, incl. cleaning adaptor

The range of optical forceps in the set can be supplemented with the following instruments:

- 10324 AA **HOPKINS® Straight Forward Telescope 0°**, diameter 2.9 mm, length 36 cm, **autoclavable**, fiber optic light transmission incorporated, color code: green
- 10339 DD DOESEL-HUZLY **Bronchoscope**, size 3.5, length 26 cm
- 10339 CD DOESEL-HUZLY **Bronchoscope**, size 3.5, length 30 cm
- 10339 CC DOESEL-HUZLY **Bronchoscope**, size 4, length 26 cm
- 10339 C DOESEL-HUZLY **Bronchoscope**, size 4, length 30 cm
- 10339 BB DOESEL-HUZLY **Bronchoscope**, size 4.5, length 30 cm
- 10338 RL **Telescope Bridge**, for fixed position between HOPKINS® Telescope 10324 AA and Bronchoscopes 10339 CC/DD/EE/GG
- 10338 RK **Telescope Bridge**, for fixed position between HOPKINS® Telescope 10324 AA and Bronchoscopes 10339 A/B/BB/C/CD/EEE/G

Adaptor

- 10101 HA **Prismatic Light Deflector, autoclavable**, with connection for fiber optic light cable
- 10338 N **Rubber Telescope Guide**
- 10338 S **Instrument Guide**, for suction catheter, short
- 10924 D **Adaptor**, for respirator

Alternative Adaptor for Jet Ventilation:

- 10318 K **Injection Cannula**, for positive pressure assisted ventilation system, LUER-Lock, outer diameter 3.5 mm, for use with bronchoscope series 10318 and 10339

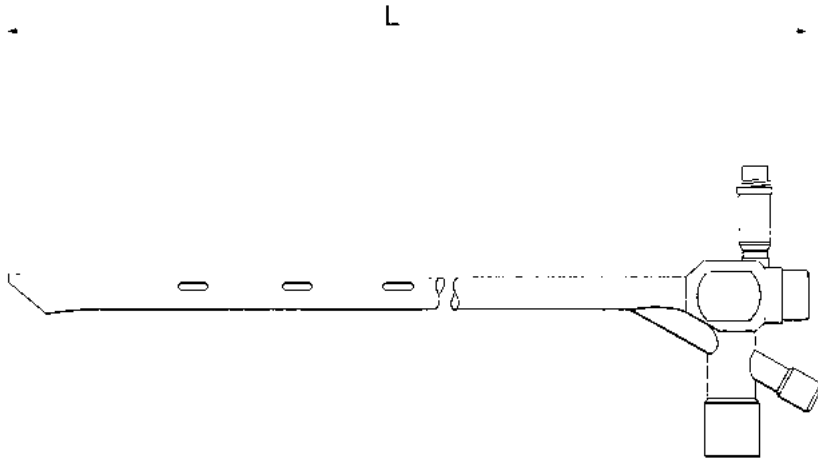
Cleaning / Sterilization

- 39753 A2 **Sterilization Container**, with MicroStop® microbiological barrier

An overview of additional instruments and compatibilities can be found on page 12.

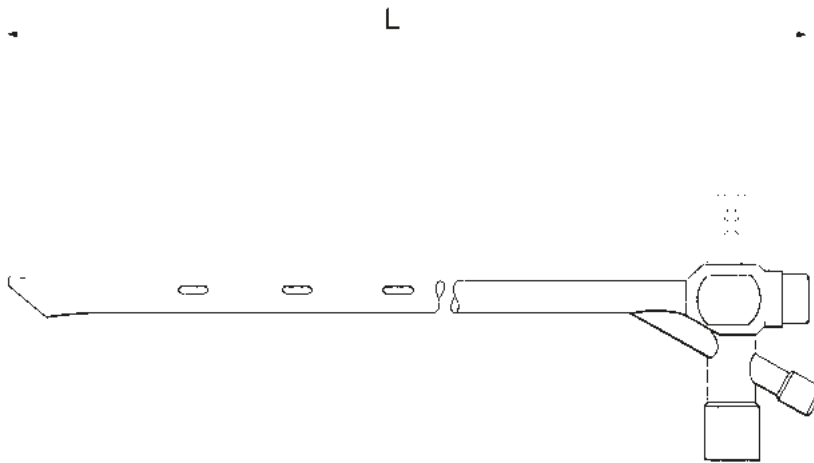
For additional instruments for bronchoscopy in adults, please see the THORAX catalog.

System Overview of Universal Bronchoscopes with Distal Illumination




Art. No.	Size	Total Length - L -	Telescopes	Optical Forceps
10318 BK	8.5	43 cm	10320	for use with HOPKINS® Telescope 10320 AA/BA: 10350 HF, 10350 KF, 10350 L, 10350 ST, 10350 U
10318 CK	7.5	43 cm	10320	for use with HOPKINS® Telescope 10320 AA/BA: 10350 HF, 10350 KF, 10350 L, 10350 ST, 10350 U
10318 DK	6.5	43 cm	10328	for use with HOPKINS® Telescope 10328 AA: 10352 H, 10352 KF, 10352 L and 10352 U

System Overview of Universal Bronchoscopes and Tracheoscopes with Proximal Illumination





Art. No	Size	Total Length - L -	Telescopes	Optical Forceps
10318 H	16	33 cm	10320	for use with HOPKINS® Telescope 10320 AA/BA: 10350 HF, 10350 KF, 10350 L, 10350 ST, 10350 U
10318 G	14	33 cm	10320	
10318 F	12	33 cm	10320	
10318 GL	14	43 cm	10320 with 10320 SP	for use with HOPKINS® Telescope 10320 AA/BA: 10350 HF, 10350 KF, 10350 L, 10350 ST, 10350 U
10318 FL	12	43 cm	10320 with 10320 SP	
10318 ER	11	43 cm	10320 with 10320 SP	
10318 BP	8.5	43 cm	10320 with 10320 SP	for use with HOPKINS® Telescope 10320 AA/BA: 10350 HF, 10350 KF, 10350 L, 10350 ST, 10350 U
10318 CP	7.5	43 cm	10320 with 10320 SP	
10318 DP	6.5	43 cm	10328 with 10328 SP 10320 with 10320 SP	for use with HOPKINS® Telescope 10328 AA/BA: 10352 H, 10352 KF, 10352 L, 10352 U for use with HOPKINS® Telescope 10320 AA/BA: 10350 HF, 10350 KF, 10350 L, 10350 ST, 10350 U


System Overview of DOESEL-HUZLY Pediatric Bronchoscopes with Proximal Illumination



Art. No.	Size	Total Length - L -	Telescopes with Telescope Bridge	Optical Forceps
10339 AL 10339 BL	6 5	40 cm	10023 with 10338 R	for use with HOPKINS® Telescope 10023 ABA: 10379 CF, 10379 HF, 10379 KF, 10379 L
10339 A 10339 B 10339 BB 10339 C 10339 G 10339 CD	6 5 4.5 4 3.7 3.5	30 cm	10324 with 10338 RK 10020 with 10338 LCD	for use with HOPKINS® Telescope 10324 AA: 10378 CF, 10378 HF, 10378 KF, 10378 KSF, 10378 L, 10378 M, 10378 U for use with HOPKINS® Telescope 10023 ABA: 10379 CF, 10379 HF, 10379 KF, 10379 L
10339 EEE	3		10324 with 10338 RK 10020 with 10338 LCD	-
10339 CC 10339 GG 10339 DD	4 3.7 3.5	26 cm	10324 with 10338 RL 10020 with 10338 R	for use with HOPKINS® Telescope 10020 ATA: 10377 CF, 10377 HF, 10377 KF, 10377 U for use with HOPKINS® Telescope 10324 AA: 10378 CF, 10378 HF, 10378 KF, 10378 KSF, 10378 L, 10378 M, 10378 U
10339 EE	3		10324 with 10338 RL 10020 with 10338 R	for use with Telescope 10030 AA: 10374 HF, 10374 L
10339 D	3.5	18.5 cm	10018 with 10338 LCD	for use with HOPKINS® Telescope 10020 ATA: 10377 CF, 10377 HF, 10377 KF, 10377 U for use with HOPKINS® Telescope 10324 AA: 10378 CF, 10378 HF, 10378 KF, 10378 KSF, 10378 L, 10378 M, 10378 U
10339 E	3		10018 with 10338 LCD	for use with Telescope 10030 AA: 10374 HF, 10374 L
10339 F	2.5		10017 with 10338 LCD 10018 with 10338 LCD	for use with Telescope 10030 AA: 10374 HF, 10374 L







It is recommended to check the suitability of the product for the intended procedure prior to use.



STORZ
KARL STORZ—ENDOSKOPE

THE DIAMOND STANDARD



KARL STORZ SE & Co. KG
Dr.-Karl-Storz-Straße 34, 78532 Tuttlingen/Germany
Postbox 230, 78503 Tuttlingen/Germany
Phone: +49 (0)7461 708-0
Fax: +49 (0)7461 708-105
E-Mail: info@karlstorz.com
www.karlstorz.com