


Highlights

TP 9 4.0 09/2025-E



TELECAM C3

Camera control unit
for rigid, flexible and
single-use endoscopy

STORZ
KARL STORZ – ENDOSKOPE



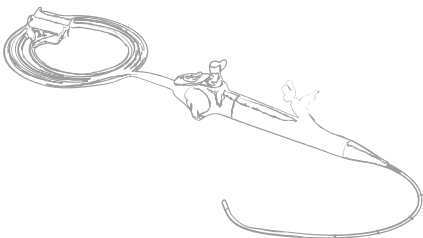
TELECAM C3

The TELECAM C3 is a FULL HD camera control unit for positioning on an endoscopy system. Due to the possibility of connecting a wide range of diverse rigid, flexible and single-use endoscopes from KARL STORZ, this camera control unit is suitable for use in almost all surgical disciplines. The TELECAM C3 can be utilized in the doctor's office as well as in the surgical environment.

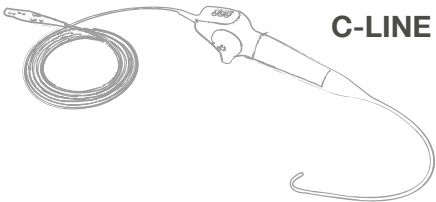
- FULL HD camera control unit
- Wide range of compatible rigid, flexible and single-use endoscopes from KARL STORZ
- Patient data entry possible
- Data storage on internal memory (up to 50 GB) or external storage medium
- Improved* menu navigation thanks to newly developed navigation interface
*in comparison to previous model



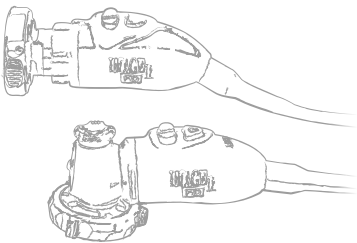
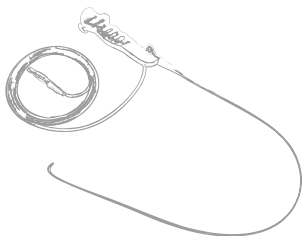
X-LINE videoendoscopes



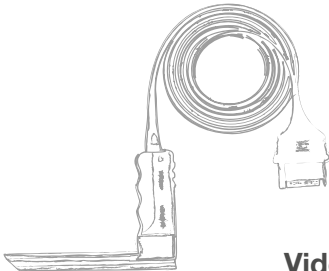
C-LINE videoendoscopes



**Single-use
videoendoscopes**



X-LINE camera heads



Video mediastinoscope


TELECAM C3 Features

One striking feature of the TELECAM C3 is that it combines C-LINE and X-LINE camera connections in a single device.

KARL STORZ offers a wide range of compatible camera heads and videoendoscopes that can be directly connected to the camera control unit.

At present, it is possible to select

- various **camera heads**,
- several **videoendoscopes**
- and some **single-use endoscopes**.



To provide the complete image chain in FULL HD, the TELECAM C3 is equipped with 2x DVI outputs. It is possible to transmit the TELECAM C3 signal to two FULL HD monitors so that the same image can be displayed on both monitors.

FULL HD Image Chain



System combination with a HX Camera Head (TH110), 27" FULL HD Monitor (TM220) and CMOS Video Cysto-Urethroscope (11272VE)

Various components in the image chain contribute to the overall visual impression. It is therefore important that all links in the chain are coordinated with each other.


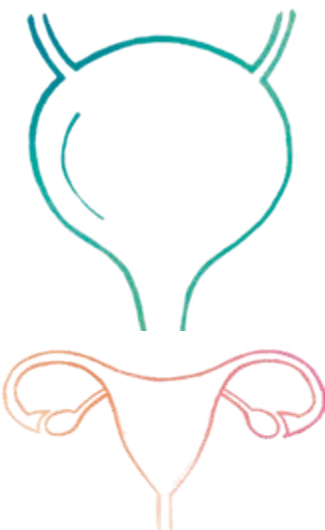
The following system combinations are recommended for a FULL HD image chain.

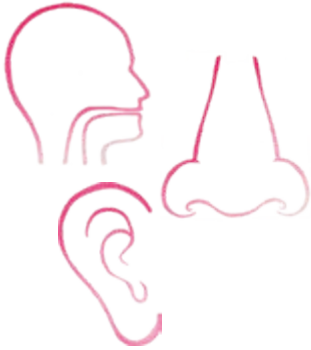
Camera Head and Videoendoscope

The TELECAM C3 makes it possible to integrate rigid telescopes/fiberscopes via a camera head or flexible endoscopes via a videoendoscope. To complete the image chain, we recommend using the HX Camera Head (TH110, TH111) or the new HD videoendoscopes. A detailed list of compatible accessories can be found in the instruction manual.

Light

Having enough light is one of the most important factors for good endoscopic imaging. The following list shows examples matching KARL STORZ light sources to the corresponding disciplines.

Laparoscopy Mainly large cavities		POWER LED 300 (TL300)
Urology or Gynecology Mainly small to medium-sized cavities		POWER LED 175 (20161420-1)

ENT Mainly large cavities		POWER LED 175 (20161420-1)
-------------------------------------	-----------------------------------------------------------------------------------	-------------------------------

Monitor

Our FULL HD camera control unit processes the data captured by the camera head and transmits it to monitors and/or documentation systems. To generate the best possible images, we recommend displaying the FULL HD signal of the camera control unit on our 27" FULL HD Monitor (TM220). The monitor is at the end of the image chain. Consequently, it is essential that the monitor is perfectly harmonized with the upstream components.

A Perfect Combination with the AIDA™ C Documentation Unit






The TELECAM C3 offers various options for storing patient data. Data can be temporarily stored on the 50 GB internal memory and transferred to an external storage medium at a later date. It is also possible to connect an external storage medium to one of the many USB interfaces in order to save patient data there directly.

Combining the TELECAM C3 and AIDA™ C ensures an optimally coordinated image and documentation chain. The TELECAM C3 and AIDA™ C are the perfect combination of a camera control unit and documentation unit for those interested in working in 2D FULL HD quality.



TELECAM C3 – the Cornerstone of a New FULL HD Imaging System



- Rigid, flexible and single-use endoscopes can be directly connected to the camera control unit
- Due to the wide range of compatible videoendoscopes and camera heads, KARL STORZ allows more scope for system configuration
- Various technologies such as, for example, rigid and flexible endoscopy, can be combined in one camera control unit without the need for various platforms
- The system is suitable for cross-disciplinary use as the TELECAM C3 can be combined with camera heads as well as videoendoscopes from various disciplines
- The TELECAM C3 is the perfect choice for a FULL HD camera system with good price/performance ratio
- Integration into the existing infrastructure does not have any special technical requirements
- Plug & Play. Once the TELECAM C3 is installed, an image is automatically generated on the monitor when the camera head or videoendoscope is plugged in
- With the newly implemented user interface, the TELECAM C3 offers easy control of the menu via keyboard, mouse or camera head buttons
- Older camera systems can be upgraded to FULL HD image quality through simple integration into the existing environment
- When setting up a new practice, the TELECAM C3 can be used as a FULL HD camera control unit with documentation capability



Accessories

	TC100EN*	<p>TELECAM C3</p> <p>Camera control unit with 2 camera inputs (X-LINE and C-LINE), for use with flexible videoendoscopes and one-chip camera heads (up to FULL HD), with digital Image Processing Module and USB storage option, power supply 100-120 VAC/200-240 VAC, 50/60 Hz</p> <p>including:</p> <p>Mains Cord, length 300 cm</p> <p>DVI-D Connecting Cable, length 300 cm</p> <p>USB Flash Drive, 32 GB</p> <p>USB Silicone Keyboard, with touchpad, US</p>
	TH110	<p>IMAGE1 S™ HX</p> <p>One-chip FULL HD camera head, 50/60 Hz, fixed focus, progressive scan, soakable, gas- and plasma-sterilizable, focal length $f = 16$ mm, 2 freely programmable camera head buttons, for use with IMAGE1 S™ X-LINK TC301, TELE PACK+ TP101 and TELECAM C3 TC100</p>
	TH111	<p>IMAGE1 S™ HX-P</p> <p>One-chip FULL HD pendulum camera head, 50/60 Hz, with pendulum system and fixed focus, progressive scan, soakable, gas- and plasma-sterilizable, focal length $f = 16$ mm, 2 freely programmable camera head buttons, for use with IMAGE1 S™ X-LINK TC301, TELE PACK+ TP101 and TELECAM C3 TC100</p>


* Also available in the following languages: DE, ES, FR, IT, PT, RU, SE

 <p>11101HD</p>  <p>10973HD</p>	<p>ENT 11101HD</p> <p>Urology 11272VH/VHU 11278VS/VSE/ VSU/VSUE</p> <p>Laparoscopy 11292VS/VSU</p> <p>Bronchoscopy 11910D 11910T 11910P 11910S 10973HD</p>	<p>X-LINE Videoendoscopes</p>
-----------------------------------------------------------------------------------------------------------------------------------------------------------------------------------------------------	--------------------------------------------------------------------------------------------------------------------------------------------------------------------------------------------------------------------------------	--------------------------------------

 <p>11102CM</p>  <p>0915612-06</p>	<p>ENT 11102CM 13303E</p> <p>Anesthesiology 11301ABX 11302BDX 11303BNX 11304BCX</p> <p>Urology 11272VE/VUE</p> <p>Single-Use 091361-06 091330-06 091279-06 091271-06 0915612-06</p>	<p>C-LINE Videoendoscopes</p>
-------------------------------------------------------------------------------------------------------------------------------------------------------------------------------------------------------	-----------------------------------------------------------------------------------------------------------------------------------------------------------------------------------------------------------------------------------------------------------------	--------------------------------------

	TM220	<p>27" FULL HD Monitor</p> <p>Screen resolution 1920 x 1080, image format 16:9, power supply 100-240 VAC, 50/60 Hz, 5 V DC (1 A), wall mount with VESA 100 adaptor</p> <p>Video inputs: 2x DVI, 3G-SDI, VGA, S-Video, Composite,</p> <p>Video outputs: DVI, 3G-SDI, Composite,</p> <p>including:</p> <p>External 24 VDC Power Supply Mains Cord Cable Cover 4x Mounting Screws M4</p>
	WM100	<p>21.5" KARL STORZ Touch Screen</p> <p>Screen resolution 1920 x 1080, image format 16:9, video inputs: DVI-I, DVI-D, Display Port 1.2 compliant, VGA, connectors: USB-B touch connector (called "USB touch" on I/O label), RS232 (D-Sub) touch connector (called "RS232 touch" on I/O label), RJ45 serial communication connector, power supply 100-240 VAC, 50/60 Hz, IP protection class IPX2, touch control with latex gloves, wall mount with VESA 100 adaptor,</p> <p>including:</p> <p>External 24 VDC Power Supply Mains Cord Potential Equalization Bolt Cable Cover, Instruction Manual, print version in English and other languages on USB flash drive</p>

	TL300	Cold Light Fountain POWER LED 300 With integrated KARL STORZ-SCB, high-performance LED module and one KARL STORZ light outlet, power supply 100-240 VAC, 50/60 Hz, including: Mains Cord
	20161420-1	Cold Light Fountain POWER LED 175 SCB With integrated KARL STORZ-SCB, high-performance LED module and one KARL STORZ light outlet, power supply 100-240 VAC, 50/60 Hz, including: Mains Cord
	TL100	Cold Light Fountain CO₂MBI LED SCB With high-performance LED, integrated KARL STORZ-SCB and integrated insufflation pump for air and CO ₂ , for use with KARL STORZ videoendoscopes, power supply 100-240 VAC, 50/60 Hz
	WD310	AIDA™ C Documentation solution for recording still images and videos in FULL HD, power supply 100-240 VAC, 50/60 Hz, power consumption 350 W, dimensions (w x h x d): 305 x 74.5 x 355 mm, weight 5.5 kg
	WD360	AIDA™ C Documentation System Set For recording still images and videos, single channel, FULL HD and 2D consisting of: WD310 AIDA™ C WM200 OR1™ SMARTSCREEN™



It is recommended to check the suitability of the product for the intended procedure prior to use.
Please note that the described products in this medium may not be available yet in all countries due to different regulatory requirements.



THE DIAMOND STANDARD

KARL STORZ SE & Co. KG
Dr.-Karl-Storz-Straße 34, 78532 Tuttlingen/Germany
Postbox 230, 78503 Tuttlingen/Germany
Phone: +49 7461 708-0
Fax: +49 7461 708-105
E-Mail: info@karlstorz.com
www.karlstorz.com